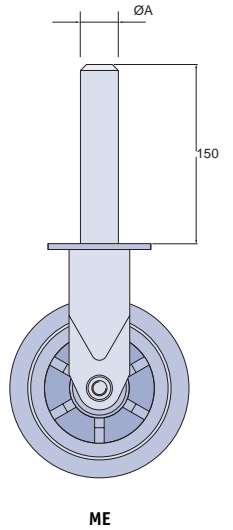
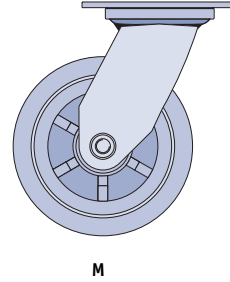
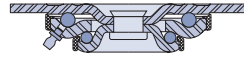
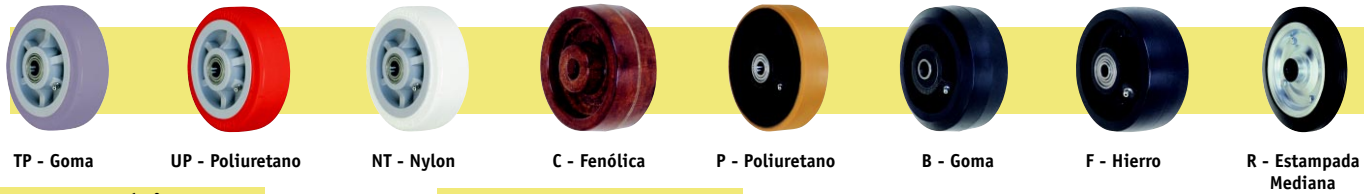


Capacidad para hasta 700 kg.

Tipos de Fijaciones



Ruedas



TP - Goma

UP - Poliuretano

NT - Nylon

C - Fenólica

P - Poliuretano

B - Goma

F - Hierro

R - Estampada Mediana

RIT – Neumática



RIT

RIT - PP

Tipos de Rodaje

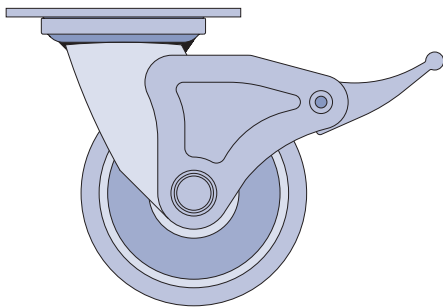


Buje de nylon

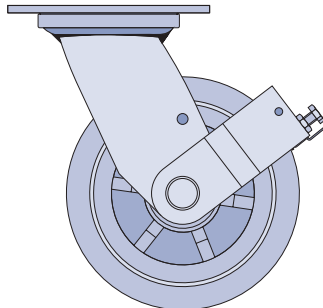
Rodillos cilíndricos

Bola

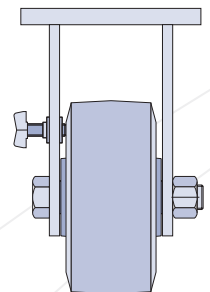
Accesorios



GB - Freno HI-TECH, disponible para las ruedas de 5" y 6".

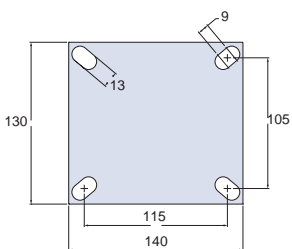


FP - Freno Pedal, disponible para todos los tamaños de ruedas.

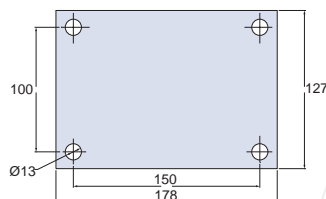


FL - Freno Lateral, disponible para todos los tamaños de ruedas.

Fijación por Placa



M



M0

Fijación por Espiga

| CÓDIGO | Ø A     |
|--------|---------|
| ME1    | 1"      |
| ME2    | 1.¼"    |
| ME3    | 1.5/16" |

ME




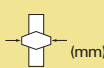
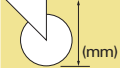






# SERIE M – Mediano Estampado

SCHIOPPA

|     |    |      |     |     |     |           | Ref. Rueda   | Ref. Rodaja con Placa |             |
|-----|----|------|-----|-----|-----|-----------|--------------|-----------------------|-------------|
|     |    |      |     |     |     |           |              |                       |             |
| 4"  | 2" | 5/8" | 62  | 138 | 87  | 150       | R 42 BPN     | GM 42 BPN             | FM 42 BPN   |
|     |    |      |     |     |     | 250       | R 42 UPN     | GM 42 UPN             | FM 42 UPN   |
|     |    |      |     |     |     | 250       | R 42 NTN     | GM 42 NTN             | FM 42 NTN   |
| 5"  | 2" | 5/8" | 62  | 165 | 100 | 175       | R 52 BPN     | GM 52 BPN             | FM 52 BPN   |
|     |    |      |     |     |     | 325       | R 52 UPN     | GM 52 UPN             | FM 52 UPN   |
|     |    |      |     |     |     | 325       | R 52 NTN     | GM 52 NTN             | FM 52 NTN   |
| 6"  | 2" | 5/8" | 62  | 196 | 121 | 220       | R 62 BPN     | GM 62 BPN             | FM 62 BPN   |
|     |    |      |     |     |     | 400       | R 62 UPN     | GM 62 UPN             | FM 62 UPN   |
|     |    |      |     |     |     | 400       | R 62 TM      | GM 62 TM              | FM 62 TM    |
| 8"  | 2" | 7/8" | 62  | 235 | 153 | 275       | R 82 BPN     | GM 82 BPN             | FM 82 BPN   |
|     |    |      |     |     |     | 550       | R 82 UPN     | GM 82 UPN             | FM 82 UPN   |
|     |    |      | 550 |     |     | R 82 NTN  | GM 82 NTN    | FM 82 NTN             |             |
|     |    |      | 55  |     |     | 140       | R 8200 N     | GM 8200 N             | FM 8200 N   |
| 9"  | 2" | 7/8" | 55  | 280 | 180 | 150       | R 9200 N     | GM 9200 N             | FM 9200 N   |
| 10" | 2" | 7/8" | 62  | 292 | 193 | 375       | R 102 BPN    | GM 102 BPN            | FM 102 BPN  |
|     |    |      |     |     |     | 700       | R 102 UPN    | GM 102 UPN            | FM 102 UPN  |
|     |    |      | 700 |     |     | R 102 NTN | GM 102 NTN   | FM 102 NTN            |             |
|     |    |      | 55  |     |     | 175       | R 10200 N    | GM 10200 N            | FM 10200 N  |
| 215 | 60 | 7/8" | 55  | 251 | 165 | 70        | RIT 2504 N   | GM 2504 N             | FM 2504 N   |
|     |    |      |     |     |     |           | RIT 2504 PPN | GM 2504 PPN           | FM 2504 PPN |
| 270 | 80 |      | 55  | 312 | 208 | 100       | RIT 3504 N   | GM 3504 N             | FM 3504 N   |
|     |    |      |     |     |     |           | RIT 3504 PPN | GM 2504 PPN           | FM 3504 PPN |

Dimensiones en mm

|  |  |  |  (mm) |  (mm) |  (mm) |  Kg | Ref. Rueda | Ref. Rodaja con Placa   |   |
|---|---|---|--|--|--|--|------------|---|---|
|   |   |   |  |  |  |  |            |  |  |
| 4"  | 2"  | 5/8"  | 62   | 138  | 87   | 150  | R 42 BPR   | GM 42 BPR   | FM 42 BPR   |
|   |   |   |  |  |  | 250  | R 42 UPR   | GM 42 UPR   | FM 42 UPR   |
|   |   |   |  |  |  | 250  | R 42 NTR   | GM 42 NTR   | FM 42 NTR   |
|   |   |   |  |  |  | 150  | R 42 BR    | GM 42 BR  | FM 42 BR  |
|   |   |   |  |  |  | 250  | R 42 PR    | GM 42 PR  | FM 42 PR  |
|   |   |   |  |  |  | 250  | R 42 FR    | GM 42 FR  | FM 42 FR  |
| 5"  | 2"  | 5/8"  | 62   | 165  | 100  | 175  | R 52 BPR   | GM 52 BPR   | FM 52 BPR   |
|   |   |   |  |  |  | 325  | R 52 UPR   | GM 52 UPR   | FM 52 UPR   |
|   |   |   |  |  |  | 325  | R 52 NTR   | GM 52 NTR   | FM 52 NTR   |
|   |   |   |  |  |  | 175  | R 52 BR    | GM 52 BR  | FM 52 BR  |
|   |   |   |  |  |  | 325  | R 52 PR    | GM 52 PR  | FM 52 PR  |
|   |   |   |  |  |  | 325  | R 52 FR    | GM 52 FR  | FM 52 FR  |
|   |   |   |  |  |  | 250  | R 52 CR    | GM 52 CR  | FM 52 CR  |
| 6"  | 2"  | 5/8"  | 62   | 196  | 121  | 220  | R 62 BPR   | GM 62 BPR   | FM 62 BPR   |
|   |   |   |  |  |  | 400  | R 62 UPR   | GM 62 UPR   | FM 62 UPR   |
|   |   |   |  |  |  | 400  | R 62 NTR   | GM 62 NTR   | FM 62 NTR   |
|   |   |   |  |  |  | 220  | R 62 BR    | GM 62 BR  | FM 62 BR  |
|   |   |   |  |  |  | 400  | R 62 PR    | GM 62 PR  | FM 62 PR  |
|   |   |   |  |  |  | 400  | R 62 FR    | GM 62 FR  | FM 62 FR  |
|   |   |   |  |  |  | 300  | R 62 CR    | GM 62 CR  | FM 62 CR  |
|   |   |   |  |  |  | 100  | R 6200 R   | GM 6200 R   | FM 6200 R   |
| 7"  | 2"  | 5/8"  | 62   | 222  | 140  | 250  | R 72 BR    | GM 72 BR  | FM 72 BR  |
|   |   |   |  |  |  | 500  | R 72 PR    | GM 72 PR  | FM 72 PR  |
|   |   |   |  |  |  | 500  | R 72 FR    | GM 72 FR  | FM 72 FR  |
| 8"  | 2"  | 7/8"  | 62   | 235  | 153  | 275  | R 82 BR    | GM 82 BR  | FM 82 BR  |
|   |   |   |  |  |  | 550  | R 82 PR    | GM 82 PR  | FM 82 PR  |
|   |   |   |  |  |  | 550  | R 82 FR    | GM 82 FR  | FM 82 FR  |
|   |   |   |  |  |  | 400  | R 82 CR    | GM 82 CR  | FM 82 CR  |
|   |   |   | 55   |  |  | R 8200 R   | GM 8200 R  | FM 8200 R   |   |
| 9"  | 2"  | 7/8"  | 62   | 280  | 180  | 275  | R 92 BR    | GM 92 BR  | FM 92 BR  |
|   |   |   |  |  |  | 550  | R 92 PR    | GM 92 PR  | FM 92 PR  |
|   |   |   |  |  |  | 550  | R 92 FR    | GM 92 FR  | FM 92 FR  |
|   |   |   |  |  |  | 55   |            |   |   |
|   |   |   | 150  |  |  | R 9200 R   | GM 9200 R  | FM 9200 R   |   |
| 10"   | 2"  | 7/8"  | 62   | 292  | 193  | 375  | R 102 BR   | GM 102 BR   | FM 102 BR   |
|   |   |   |  |  |  | 700  | R 102 PR   | GM 102 PR   | FM 102 PR   |
|   |   |   |  |  |  | 700  | R 102 FR   | GM 102 FR   | FM 102 FR   |
|   |   |   |  |  |  | 55   |            |   |   |
|   |   |   | 175  |  |  | R 10200 R  | GM 10200 R | FM 10200 R  |   |
| 215   | 60  | 7/8"  | 55   | 251  | 165  | 70   | RIT 2504 R | GM 2504 R   | FM 2504 R   |
| 270   | 80  |   |  | 312  | 208  | 100  | RIT 3504 R | GM 3504 R   | FM 3504 R   |



# SERIE M – Mediano Estampado

SCHIOPPA

|     |         |     |         |          |           |            | Ref. Rueda | Ref. Rodaja con Placa |            |
|-----|---------|-----|---------|----------|-----------|------------|------------|-----------------------|------------|
|     |         |     |         |          |           |            |            |                       |            |
| 4"  | 2"      | 17  | 62      | 138      | 87        | 150        | R 42 BPE   | GM 42 BPE             | FM 42 BPE  |
|     |         |     |         |          |           | 250        | R 42 UPE   | GM 42 UPE             | FM 42 UPE  |
|     |         |     |         |          |           | 250        | R 42 NTE   | GM 42 NTE             | FM 42 NTE  |
|     |         |     |         |          |           | 150        | R 42 BE    | GM 42 BE              | FM 42 BE   |
|     |         |     |         |          |           | 250        | R 42 PE    | GM 42 PE              | FM 42 PE   |
|     |         |     |         |          |           | 250        | R 42 FE    | GM 42 FE              | FM 42 FE   |
| 5"  | 2"      | 17  | 62      | 165      | 100       | 175        | R 52 BPE   | GM 52 BPE             | FM 52 BPE  |
|     |         |     |         |          |           | 325        | R 52 UPE   | GM 52 UPE             | FM 52 UPE  |
|     |         |     |         |          |           | 325        | R 52 NTE   | GM 52 NTE             | FM 52 NTE  |
|     |         |     |         |          |           | 175        | R 52 BE    | GM 52 BE              | FM 52 BE   |
|     |         |     |         |          |           | 325        | R 52 PE    | GM 52 PE              | FM 52 PE   |
|     |         |     |         |          |           | 325        | R 52 FE    | GM 52 FE              | FM 52 FE   |
|     |         |     |         |          |           | 250        | R 52 CE    | GM 52 CE              | FM 52 CE   |
| 6"  | 2"      | 17  | 62      | 196      | 121       | 220        | R 62 BPE   | GM 62 BPE             | FM 62 BPE  |
|     |         |     |         |          |           | 400        | R 62 UPE   | GM 62 UPE             | FM 62 UPE  |
|     |         |     |         |          |           | 400        | R 62 NTE   | GM 62 NTE             | FM 62 NTE  |
|     |         |     |         |          |           | 220        | R 62 BE    | GM 62 BE              | FM 62 BE   |
|     |         |     |         |          |           | 400        | R 62 PE    | GM 62 PE              | FM 62 PE   |
|     |         |     |         |          |           | 400        | R 62 FE    | GM 62 FE              | FM 62 FE   |
|     |         |     |         |          |           | 300        | R 62 CE    | GM 62 CE              | FM 62 CE   |
| 7"  | 2"      | 17  | 62      | 222      | 140       | 250        | R 72 BE    | GM 72 BE              | FM 72 BE   |
|     |         |     |         |          |           | 500        | R 72 PE    | GM 72 PE              | FM 72 PE   |
|     |         |     |         |          |           | 500        | R 72 FE    | GM 72 FE              | FM 72 FE   |
| 8"  | 2"      | 20  | 62      | 235      | 153       | 275        | R 82 BPE   | GM 82 BPE             | FM 82 BPE  |
|     |         |     |         |          |           | 550        | R 82 UPE   | GM 82 UPE             | FM 82 UPE  |
|     |         |     |         |          |           | 550        | R 82 NTE   | GM 82 NTE             | FM 82 NTE  |
|     |         |     |         |          |           | 275        | R 82 BE    | GM 82 BE              | FM 82 BE   |
|     |         |     |         |          |           | 550        | R 82 PE    | GM 82 PE              | FM 82 PE   |
|     |         |     |         |          |           | 550        | R 82 FE    | GM 82 FE              | FM 82 FE   |
|     |         | 400 | R 82 CE | GM 82 CE | FM 82 CE  |            |            |                       |            |
|     |         | 17  | 55      | 140      | R 8200 E  | GM 8200 E  | FM 8200 E  |                       |            |
|     |         | 9"  | 2"      | 20       | 62        | 280        | 180        | 275                   | R 92 BE    |
| 550 | R 92 PE |     |         |          |           |            |            | GM 92 PE              | FM 92 PE   |
| 17  | 55      |     |         | 550      | R 92 FE   | GM 92 FE   | FM 92 FE   |                       |            |
|     |         |     |         | 150      | R 9200 E  | GM 9200 E  | FM 9200 E  |                       |            |
| 10" | 2"      | 20  | 62      | 292      | 193       | 375        | R 102 BPE  | GM 102 BPE            | FM 102 BPE |
|     |         |     |         |          |           | 700        | R 102 UPE  | GM 102 UPE            | FM 102 UPE |
|     |         |     |         |          |           | 700        | R 102 NTE  | GM 102 NTE            | FM 102 NTE |
|     |         |     |         |          |           | 375        | R 102 BE   | GM 102 BE             | FM 102 BE  |
|     |         |     |         |          |           | 700        | R 102 PE   | GM 102 PE             | FM 102 PE  |
|     |         |     |         |          |           | 700        | R 102 FE   | GM 102 FE             | FM 102 FE  |
|     |         | 17  | 55      | 175      | R 10200 E | GM 10200 E | FM 10200 E |                       |            |
|     |         | 215 | 60      | 17       | 55        | 251        | 165        | 70                    | RIT 2504 E |
| 270 | 80      | 312 | 208     |          |           | 100        | RIT 3504 E | GM 3504 E             | FM 3504 E  |

Dimensiones en mm