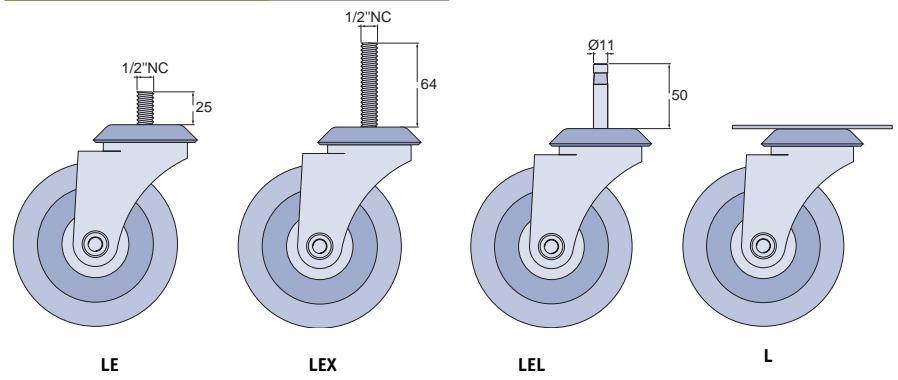


L-14 SERIES


SCHIOPPA

Load capacity up to 300 kg.

Fastening Types



Wheels




NP - Polypropylene UP - Polyurethane TP - Rubber BP - PVC NT - Nylon SP - Soft C - Celeron P - Polyurethane B - Rubber F - Iron BDN - Light stamped

Wheel Rotation Types



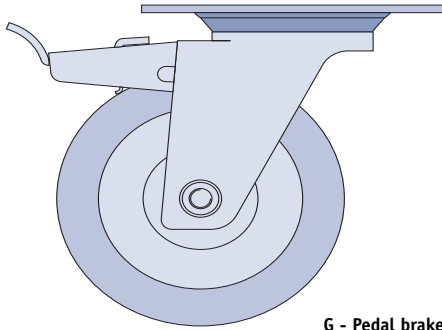
Nylon socket Roller bearing Ball bearing

Champion Wheels



NPE TPE UPE BPE SPE NTE

Accessories



G - Pedal brake

EX - Rubber expanding adapter for LEX series

# OF EXPANDER	EXCENTRIC VAR.	LENGTH
EX1	18 - 21	48
EX2	21 - 24	
EX3	25 - 28	
EX4	27 - 30	
EX5	37 - 40	

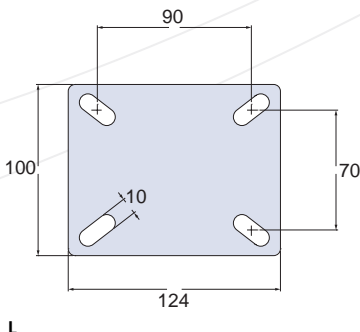
EA - Aluminum expanding adapter for LEX series

# OF EXP.	EXC. VAR.	LENGTH
EA2	21 - 27	31
EA4	27 - 33	

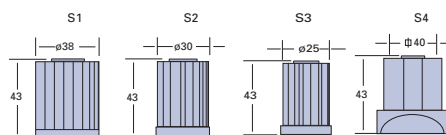
T - Cap's

CAP'S N°	THREAD A
T1	1/2" BSP
T2	3/4" BSP
T3	1" BSP

Top Plate Fastening



S - Grip ring stem bushing for LEL series






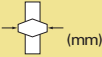

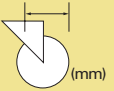



B - Guard



GLE514 AU FF












All dimensions in mm

							Ref. Wheel	Ref. Caster with Top Plate	
									
4"	1.½"	7/16"	48	135	100	85	R 414 BPN	GL 414 BPN	FL 414 BPN
						125	R 414 NPN	GL 414 NPN	FL 414 NPN
						100	R 414 TPN	GL 414 TPN	FL 414 TPN
						125	R 414 UPN	GL 414 UPN	FL 414 UPN
						100	R 414 SPN	GL 414 SPN	FL 414 SPN
						130	R 414 C	GL 414 C	FL 414 C
						120	R 414 BN	GL 414 BN	FL 414 BN
						200	R 414 PN	GL 414 PN	FL 414 PN
						200	R 414 FN	GL 414 FN	FL 414 FN
						75	R 414 BDN	GL 414 BDN	FL 414 BDN
5"	1.½"	7/16"	48	156	103	115	R 514 BPN	GL 514 BPN	FL 514 BPN
						150	R 514 NPN	GL 514 NPN	FL 514 NPN
						125	R 514 TPN	GL 514 TPN	FL 514 TPN
						150	R 514 UPN	GL 514 UPN	FL 514 UPN
						125	R 514 SPN	GL 514 SPN	FL 514 SPN
						100	R 514 C	GL 514 C	FL 514 C
						140	R 514 BN	GL 514 BN	FL 514 BN
						250	R 514 PN	GL 514 PN	FL 514 PN
						250	R 514 FN	GL 514 FN	FL 514 FN
						100	R 514 BDN	GL 514 BDN	FL 514 BDN
6"	1.½"	7/16"	48	178	118	125	R 614 BPN	GL 614 BPN	FL 614 BPN
						160	R 614 NPN	GL 614 NPN	FL 614 NPN
						150	R 614 TPN	GL 614 TPN	FL 614 TPN
						160	R 614 UPN	GL 614 UPN	FL 614 UPN
						150	R 614 SPN	GL 614 SPN	FL 614 SPN
						180	R 614 C	GL 614 C	FL 614 C
						170	R 614 BN	GL 614 BN	FL 614 BN
						300	R 614 PN	GL 614 PN	FL 614 PN
						300	R 614 FN	GL 614 FN	FL 614 FN
						120	R 614 BDN	GL 614 BDN	FL 614 BDN
8"	1.5/8"	7/8"	54	241	155	150	R 816 BPN	GL 816 BPN	FL 816 BPN
						160	R 816 NPN	GL 816 NPN	FL 816 NPN
						155	R 816 TPN	GL 816 TPN	FL 816 TPN
						160	R 816 UPN	GL 816 UPN	FL 816 UPN
9"	1.5/8"	7/8"	54	280	181	160	R 916 BPN	GL 916 BPN	FL 916 BPN
						170	R 916 NPN	GL 916 NPN	FL 916 NPN
						165	R 916 TPN	GL 916 TPN	FL 916 TPN
						170	R 916 UPN	GL 916 UPN	FL 916 UPN
10"	1.5/8"	7/8"	54	292	193	170	R 1016 BPN	GL 1016 BPN	FL 1016 BPN
						180	R 1016 NPN	GL 1016 NPN	FL 1016 NPN
						175	R 1016 TPN	GL 1016 TPN	FL 1016 TPN
						180	R 1016 UPN	GL 1016 UPN	FL 1016 UPN



All dimensions in mm

							Ref. Wheel	Ref. Caster with Top Plate	
									
4"	1.½"	7/16"	48	135	100	120	R 414 BR	GL 414 BR	FL 414 BR
						200	R 414 PR	GL 414 PR	FL 414 PR
						200	R 414 FR	GL 414 FR	FL 414 FR
5"	1.½"	7/16"	48	156	103	140	R 514 BR	GL 514 BR	FL 514 BR
						250	R 514 PR	GL 514 PR	FL 514 PR
						250	R 514 FR	GL 514 FR	FL 514 FR
6"	1.½"	7/16"	48	178	118	170	R 614 BR	GL 614 BR	FL 614 BR
						300	R 614 PR	GL 614 PR	FL 614 PR
						300	R 614 FR	GL 614 FR	FL 614 FR

4"	1.¼"	7/16"	48	135	100	85	R 414 BPE	GL 414 BPE	FL 414 BPE
						125	R 414 NPE	GL 414 NPE	FL 414 NPE
						100	R 414 SPE	GL 414 SPE	FL 414 SPE
						100	R 414 TPE	GL 414 TPE	FL 414 TPE
						125	R 414 UPE	GL 414 UPE	FL 414 UPE
						125	R 414 NTE	GL 414 NTE	FL 414 NTE
5"	1.¼"	7/16"	48	156	103	115	R 514 BPE	GL 514 BPE	FL 514 BPE
						150	R 514 NPE	GL 514 NPE	FL 514 NPE
						125	R 514 SPE	GL 514 SPE	FL 514 SPE
						125	R 514 TPE	GL 514 TPE	FL 514 TPE
						150	R 514 UPE	GL 514 UPE	FL 514 UPE
						150	R 514 NTE	GL 514 NTE	FL 514 NTE
						100	R 514 AU	GL 514 AU	FL 514 AU
6"	1.¼"	7/16"	48	178	118	125	R 614 BPE	GL 614 BPE	FL 614 BPE
						160	R 614 NPE	GL 614 NPE	FL 614 NPE
						150	R 614 SPE	GL 614 SPE	FL 614 SPE
						150	R 614 TPE	GL 614 TPE	FL 614 TPE
						160	R 614 UPE	GL 614 UPE	FL 614 UPE
						160	R 614 NTE	GL 614 NTE	FL 614 NTE
8"	1.5/8"	7/8"	54	241	155	150	R 816 BPE	GL 816 BPE	FL 816 BPE
						160	R 816 NPE	GL 816 NPE	FL 816 NPE
						155	R 816 TPE	GL 816 TPE	FL 816 TPE
						160	R 816 UPE	GL 816 UPE	FL 816 UPE
9"	1.5/8"	7/8"	54	280	181	160	R 916 BPE	GL 916 BPE	FL 916 BPE
						170	R 916 NPE	GL 916 NPE	FL 916 NPE
						165	R 916 TPE	GL 916 TPE	FL 916 TPE
						170	R 916 UPE	GL 916 UPE	FL 916 UPE
10"	1.5/8"	7/8"	54	292	193	170	R 1016 BPE	GL 1016 BPE	FL 1016 BPE
						180	R 1016 NPE	GL 1016 NPE	FL 1016 NPE
						175	R 1016 TPE	GL 1016 TPE	FL 1016 TPE
						180	R 1016 UPE	GL 1016 UPE	FL 1016 UPE

All dimensions in mm