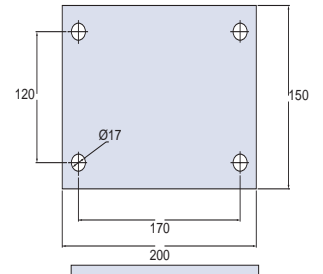
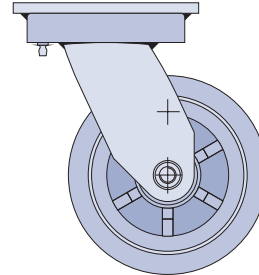
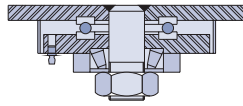



Load capacity up to 700 kg.



Fastening Types



Wheels



BP - Rubber

UP - Polyurethane

NT - Nylon

C - Celeron

P - Polyurethane

B - Rubber

F - Iron

V - Grooved

Wheel Rotation Types

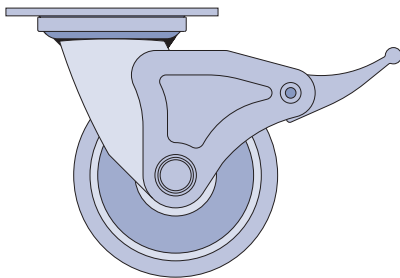


Nylon socket

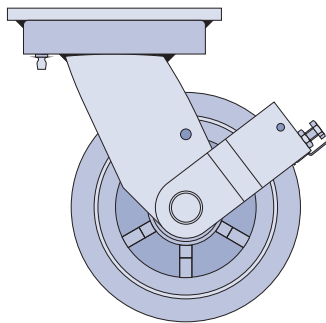
Roller bearing

Ball bearing

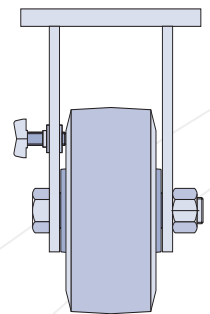
Accessories



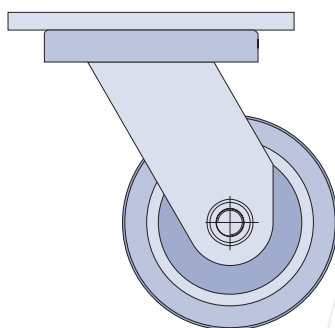
GB - HI-TECH brake, available for wheels of 5" and 6".



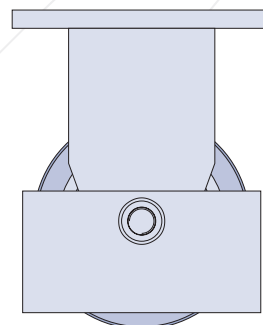
FP - Pedal brake, available for all wheel sizes.



FL - Side brake, available for all wheel sizes.



BG - Swivel direction lock






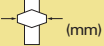





GC - Thread guard






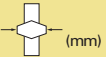
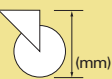
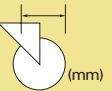



All dimensions in mm

MX SERIES – Axial Medium Duty

SCHIOPPA

							Ref. Wheel	Ref. Caster with Top Plate	
									
4"	2"	5/8"	62	155	84	150	R 42 BPN	GMX 42 BPN	FMX 42 BPN
						250	R 42 UPN	GMX 42 UPN	FMX 42 UPN
						250	R 42 NTN	GMX 42 NTN	FMX 42 NTN
5"	2"	5/8"	62	183	107	175	R 52 BPN	GMX 52 BPN	FMX 52 BPN
						325	R 52 UPN	GMX 52 UPN	FMX 52 UPN
						325	R 52 NTN	GMX 52 NTN	FMX 52 NTN
6"	2"	5/8"	62	205	123	220	R 62 BPN	GMX 62 BPN	FMX 62 BPN
						400	R 62 UPN	GMX 62 UPN	FMX 62 UPN
						400	R 62 NTN	GMX 62 NTN	FMX 62 NTN
8"	2"	7/8"	62	251	158	275	R 82 BPN	GMX 82 BPN	FMX 82 BPN
						550	R 82 UPN	GMX 82 UPN	FMX 82 UPN
						550	R 82 NTN	GMX 82 NTN	FMX 82 NTN
10"	2"	7/8"	62	306	197	375	R 102 BPN	GMX 102 BPN	FMX 102 BPN
						700	R 102 UPN	GMX 102 UPN	FMX 102 UPN
						700	R 102 NTN	GMX 102 NTN	FMX 102 NTN

All dimensions in mm




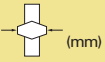

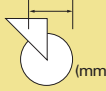



							Ref. Wheel	Ref. Caster with Top Plate	
									
4"	2"	5/8"	62	155	84	150	R 42 BPR	GMX 42 BPR	FMX 42 BPR
						250	R 42 UPR	GMX 42 UPR	FMX 42 UPR
						250	R 42 NTR	GMX 42 NTR	FMX 42 NTR
						150	R 42 BR	GMX 42 BR	FMX 42 BR
						250	R 42 PR	GMX 42 PR	FMX 42 PR
						250	R 42 FR	GMX 42 FR	FMX 42 FR
						300	R 42 VR	GMX 42 VR	FMX 42 VR
5"	2"	5/8"	62	183	107	175	R 52 BPR	GMX 52 BPR	FMX 52 BPR
						325	R 52 UPR	GMX 52 UPR	FMX 52 UPR
						325	R 52 NTR	GMX 52 NTR	FMX 52 NTR
						175	R 52 BR	GMX 52 BR	FMX 52 BR
						325	R 52 PR	GMX 52 PR	FMX 52 PR
						325	R 52 FR	GMX 52 FR	FMX 52 FR
						250	R 52 CR	GMX 52 CR	FMX 52 CR
						350	R 52 VR	GMX 52 VR	FMX 52 VR
6"	2"	5/8"	62	205	123	220	R 62 BPR	GMX 62 BPR	FMX 62 BPR
						400	R 62 UPR	GMX 62 UPR	FMX 62 UPR
						400	R 62 NTR	GMX 62 NTR	FMX 62 NTR
						220	R 62 BR	GMX 62 BR	FMX 62 BR
						400	R 62 PR	GMX 62 PR	FMX 62 PR
						400	R 62 FR	GMX 62 FR	FMX 62 FR
						300	R 62 CR	GMX 62 CR	FMX 62 CR
						400	R 62 VR	GMX 62 VR	FMX 62 VR
7"	2"	5/8"	62	238	145	250	R 72 BR	GMX 72 BR	FMX 72 BR
						500	R 72 PR	GMX 72 PR	FMX 72 PR
						500	R 72 FR	GMX 72 FR	FMX 72 FR
8"	2"	7/8"	62	251	158	275	R 82 BR	GMX 82 BR	FMX 82 BR
						550	R 82 PR	GMX 82 PR	FMX 82 PR
						550	R 82 FR	GMX 82 FR	FMX 82 FR
						400	R 82 CR	GMX 82 CR	FMX 82 CR
						500	R 82 VR	GMX 82 VR	FMX 82 VR
9"	2"	7/8"	62	294	185	275	R 92 BR	GMX 92 BR	FMX 92 BR
						550	R 92 PR	GMX 92 PR	FMX 92 PR
						550	R 92 FR	GMX 92 FR	FMX 92 FR
10"	2"	7/8"	62	306	197	375	R 102 BR	GMX 102 BR	FMX 102 BR
						700	R 102 PR	GMX 102 PR	FMX 102 PR
						700	R 102 FR	GMX 102 FR	FMX 102 FR
						600	R 102 VR	GMX 102 VR	FMX 102 VR



All dimensions in mm

MX SERIES – Axial Medium Duty

SCHIOPPA

							Ref. Wheel	Ref. Caster with Top Plate	
									
4"	2"	17	62	155	84	150	R 42 BPE	GMX 42 BPE	FMX 42 BPE
						250	R 42 UPE	GMX 42 UPE	FMX 42 UPE
						250	R 42 NTE	GMX 42 NTE	FMX 42 NTE
						150	R 42 BE	GMX 42 BE	FMX 42 BE
						250	R 42 PE	GMX 42 PE	FMX 42 PE
						250	R 42 FE	GMX 42 FE	FMX 42 FE
						300	R 42 VE	GMX 42 VE	FMX 42 VE
5"	2"	17	62	183	107	175	R 52 BPE	GMX 52 BPE	FMX 52 BPE
						325	R 52 UPE	GMX 52 UPE	FMX 52 UPE
						325	R 52 NTE	GMX 52 NTE	FMX 52 NTE
						175	R 52 BE	GMX 52 BE	FMX 52 BE
						325	R 52 PE	GMX 52 PE	FMX 52 PE
						325	R 52 FE	GMX 52 FE	FMX 52 FE
						250	R 52 CE	GMX 52 CE	FMX 52 CE
						350	R 52 VE	GMX 52 VE	FMX 52 VE
6"	2"	17	62	205	123	220	R 62 BPE	GMX 62 BPE	FMX 62 BPE
						400	R 62 UPE	GMX 62 UPE	FMX 62 UPE
						400	R 62 NTE	GMX 62 NTE	FMX 62 NTE
						220	R 62 BE	GMX 62 BE	FMX 62 BE
						400	R 62 PE	GMX 62 PE	FMX 62 PE
						400	R 62 FE	GMX 62 FE	FMX 62 FE
						300	R 62 CE	GMX 62 CE	FMX 62 CE
						400	R 62 VE	GMX 62 VE	FMX 62 VE
7"	2"	17	62	238	145	250	R 72 BE	GMX 72 BE	FMX 72 BE
						500	R 72 PE	GMX 72 PE	FMX 72 PE
						500	R 72 FE	GMX 72 FE	FMX 72 FE
8"	2"	20	62	251	158	275	R 82 BPE	GMX 82 BPE	FMX 82 BPE
						550	R 82 UPE	GMX 82 UPE	FMX 82 UPE
						550	R 82 NTE	GMX 82 NTE	FMX 82 NTE
						275	R 82 BE	GMX 82 BE	FMX 82 BE
						550	R 82 PE	GMX 82 PE	FMX 82 PE
						550	R 82 FE	GMX 82 FE	FMX 82 FE
						400	R 82 CE	GMX 82 CE	FMX 82 CE
						500	R 82 VE	GMX 82 VE	FMX 82 VE
9"	2"	20	62	294	185	275	R 92 BE	GMX 92 BE	FMX 92 BE
						550	R 92 PE	GMX 92 PE	FMX 92 PE
						550	R 92 FE	GMX 92 FE	FMX 92 FE
10"	2"	20	62	306	197	375	R 102 BPE	GMX 102 BPE	FMX 102 BPE
						700	R 102 UPE	GMX 102 UPE	FMX 102 UPE
						700	R 102 NTE	GMX 102 NTE	FMX 102 NTE
						375	R 102 BE	GMX 102 BE	FMX 102 BE
						700	R 102 PE	GMX 102 PE	FMX 102 PE
						700	R 102 FE	GMX 102 FE	FMX 102 FE
						600	R 102 VE	GMX 102 VE	FMX 102 VE

All dimensions in mm