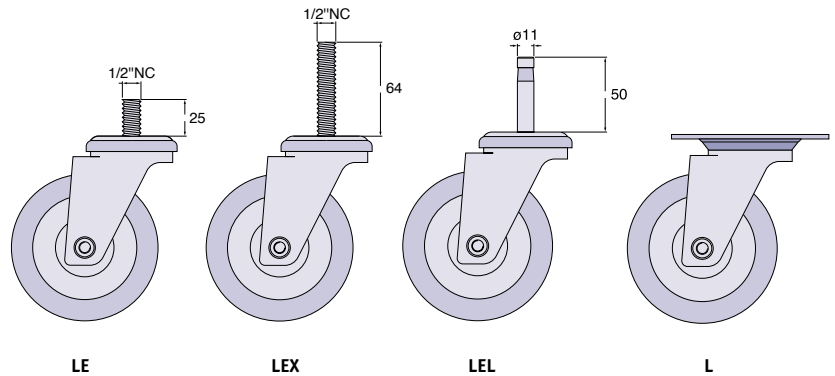


Capacidade para até 170 kg.



Tipos de Fixação




Rodas



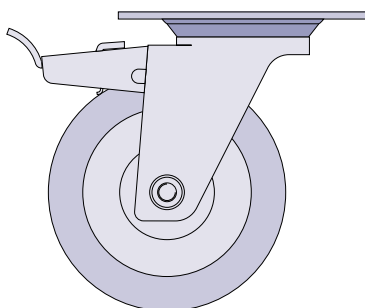
NP - Polipropileno UP - Poliuretano TP - Borracha BP - PVC NT - Nylon SP - Soft C - Celeron P - Poliuretano TM - Termic

Rodas Champion



B - Borracha F - Ferro BDN - Estampada Leve NPE TPE UPE BPE SPE NTE AU

Acessórios



G - Freio pedal

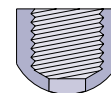
EX - Expansor borracha, para série LEX

Nº DO EXPANSOR	VAR. EXCÊNTRICO	COMPRIMENTO
EX1	18 A 21	48
EX2	21 A 24	
EX3	25 A 28	
EX4	27 A 30	
EX5	37 A 40	

EA - Expansor alumínio, para série LEX

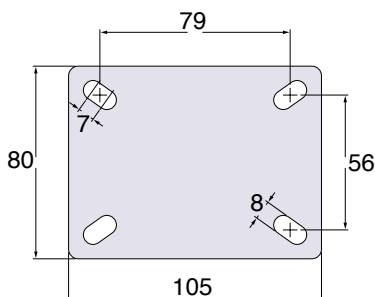
Nº DO EXP.	VAR. EXC.	COMPR.
EA2	21 A 27	31
EA4	27 A 33	

T - Cap's



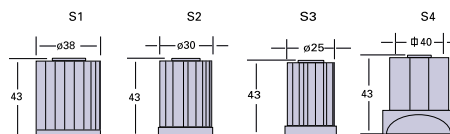
CAP'S Nº	ROSCA
T1	1/2" BSP
T2	3/4" BSP
T3	1" BSP

Fixação por Placa



L




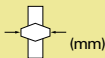
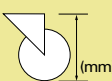
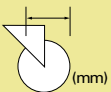



S - Buchas para série LEL




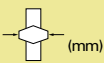
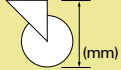






B - Blindagem

GLE512AU FF



							Ref. Roda	Ref. Rodízio com Placa	
									
3"	1.1/4"	5/16"	38	103	66	60	R 312 BP	GL 312 BP	FL 312 BP
						80	R 312 NP	GL 312 NP	FL 312 NP
						70	R 312 TP	GL 312 TP	FL 312 TP
						80	R 312 UP	GL 312 UP	FL 312 UP
						150	R 312 NT	GL 312 NT	FL 312 NT
						60	R 312 SP	GL 312 SP	FL 312 SP
						150	R 312 C	GL 312 C	FL 312 C
						50	R 312 BDN	GL 312 BDN	FL 312 BDN
						170	R 312 FN	GL 312 FN	FL 312 FN
						170	R 312 PN	GL 312 PN	FL 312 PN
						90	R 312 BN	GL 312 BN	FL 312 BN
						70	R 312 TM	GL 312 TM	FL 312 TM
4"	1.1/4"	5/16"	38	126	78	65	R 412 BP	GL 412 BP	FL 412 BP
						90	R 412 NP	GL 412 NP	FL 412 NP
						80	R 412 TP	GL 412 TP	FL 412 TP
						90	R 412 UP	GL 412 UP	FL 412 UP
						170	R 412 NT	GL 412 NT	FL 412 NT
						65	R 412 SP	GL 412 SP	FL 412 SP
						60	R 412 BDN	GL 412 BDN	FL 412 BDN
						80	R 412 TM	GL 412 TM	FL 412 TM
5"	1.1/4"	5/16"	38	156	102	75	R 512 BP	GL 512 BP	FL 512 BP
						100	R 512 NP	GL 512 NP	FL 512 NP
						90	R 512 TP	GL 512 TP	FL 512 TP
						100	R 512 UP	GL 512 UP	FL 512 UP
						170	R 512 NT	GL 512 NT	FL 512 NT
						75	R 512 SP	GL 512 SP	FL 512 SP
6"	1.1/4"	5/16"	38	178	115	85	R 612 BP	GL 612 BP	FL 612 BP
						125	R 612 NP	GL 612 NP	FL 612 NP
						100	R 612 TP	GL 612 TP	FL 612 TP
						125	R 612 UP	GL 612 UP	FL 612 UP
						170	R 612 NT	GL 612 NT	FL 612 NT
						85	R 612 SP	GL 612 SP	FL 612 SP

			 (mm)	 (mm)	 (mm)	 Kg	Ref. Roda	Ref. Rodízio com Placa	
									
4"	1.1/4"	5/16"	38	126	78	85	R 412 BPE	GL 412 BPE	FL 412 BPE
						125	R 412 NPE	GL 412 NPE	FL 412 NPE
						100	R 412 TPE	GL 412 TPE	FL 412 TPE
						85	R 412 SPE	GL 412 SPE	FL 412 SPE
						125	R 412 UPE	GL 412 UPE	FL 412 UPE
						170	R 412 NTE	GL 412 NTE	FL 412 NTE
5"	1.1/4"	5/16"	38	156	102	115	R 512 BPE	GL 512 BPE	FL 512 BPE
						150	R 512 NPE	GL 512 NPE	FL 512 NPE
						125	R 512 TPE	GL 512 TPE	FL 512 TPE
						115	R 512 SPE	GL 512 SPE	FL 512 SPE
						150	R 512 UPE	GL 512 UPE	FL 512 UPE
						170	R 512 NTE	GL 512 NTE	FL 512 NTE
						100	R 512 AU	GL 512 AU	FL 512 AU
6"	1.1/4"	5/16"	38	178	115	125	R 612 BPE	GL 612 BPE	FL 612 BPE
						165	R 612 NPE	GL 612 NPE	FL 612 NPE
						150	R 612 TPE	GL 612 TPE	FL 612 TPE
						125	R 612 SPE	GL 612 SPE	FL 612 SPE
						165	R 612 UPE	GL 612 UPE	FL 612 UPE
						170	R 612 NTE	GL 612 NTE	FL 612 NTE

