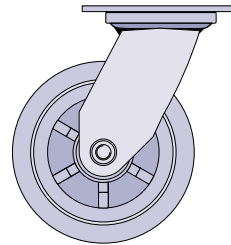
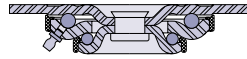


# SÉRIE M – Médio Estampado

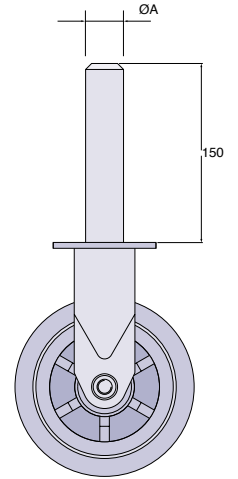
SCHIOPPA

Capacidade para até 700 kg.

## Tipos de Fixação



M



ME

## Rodas



BP - Borracha

UP - Poliuretano

NT - Nylon

C - Celeron

P - Poliuretano

B - Borracha

F - Ferro

R - Estampada Média

## RIT – Pneumáticas



RIT

RIT - PP

## Tipos de Rodagem

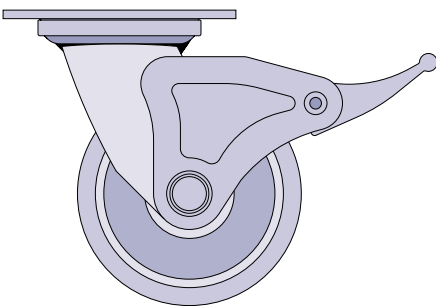


Bucha de Nylon

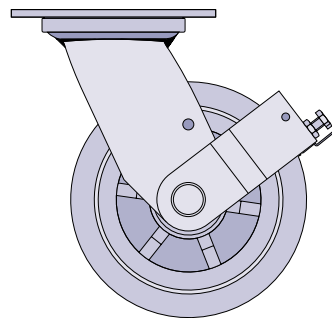
Roletes

Esfera

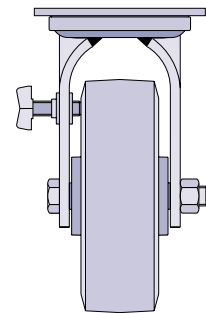
## Acessórios



GB - Freio HI-TECH disponível para as rodas 5" e 6".

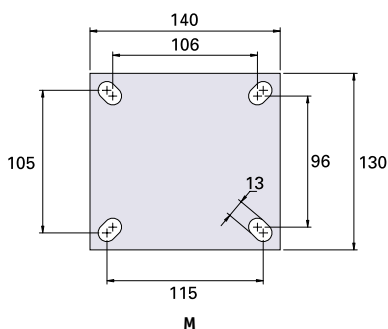


FP - Freio Pedal disponível para todos os tamanhos de rodas.

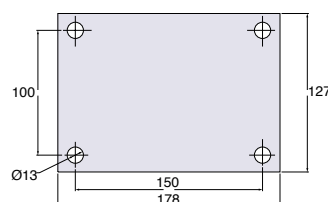


FL - Freio Lateral disponível para todos os tamanhos de rodas.

## Fixação por Placa



M




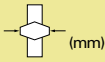

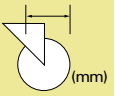





MO




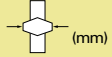
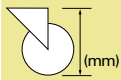




## Fixação por Espigão

CÓDIGO	Ø A
ME1	1"
ME2	1.¼"
ME3	1.5/16"

ME

							Ref. Roda	Ref. Rodizio com Placa	
									
4"	2"	5/8"	62	138	87	150	R 42 BPN	GM 42 BPN	FM 42 BPN
						250	R 42 UPN	GM 42 UPN	FM 42 UPN
						400	R 42 NTN	GM 42 NTN	FM 42 NTN
5"	2"	5/8"	62	165	100	200	R 52 BPN	GM 52 BPN	FM 52 BPN
						350	R 52 UPN	GM 52 UPN	FM 52 UPN
						500	R 52 NTN	GM 52 NTN	FM 52 NTN
6"	2"	5/8"	62	196	121	250	R 62 BPN	GM 62 BPN	FM 62 BPN
						400	R 62 UPN	GM 62 UPN	FM 62 UPN
						600	R 62 NTN	GS 62 NTN	FS 62 NTN
8"	2"	7/8"	62	235	153	300	R 82 BPN	GM 82 BPN	FM 82 BPN
						550	R 82 UPN	GM 82 UPN	FM 82 UPN
			700			R 82 NTN	GM 82 NTN	FM 82 NTN	
			55			140	R 8200 N	GM 8200 N	FM 8200 N
9"	2"	7/8"	55	280	180	150	R 9200 N	GM 9200 N	FM 9200 N
10"	2"	7/8"	62	292	193	400	R 102 BPN	GM 102 BPN	FM 102 BPN
						700	R 102 UPN	GM 102 UPN	FM 102 UPN
			700			R 102 NTN	GM 102 NTN	FM 102 NTN	
			55			175	R 10200 N	GM 10200 N	FM 10200 N
215	60	7/8"	55	251	165	70	RIT 2504 N	GM 2504 N	FM 2504 N
						RIT 2504 PPN	GM 2504 PPN	FM 2504 PPN	
270	80	7/8"	55	312	208	100	RIT 3504 N	GM 3504 N	FM 3504 N
							RIT 3504 PPN	GM 3504 PPN	FM 3504 PPN

							Ref. Roda	Ref. Rodizio com Placa	
4"	2"	5/8"	62	138	87	150	R 42 BPR	GM 42 BPR	FM 42 BPR
						250	R 42 UPR	GM 42 UPR	FM 42 UPR
						400	R 42 NTR	GM 42 NTR	FM 42 NTR
						200	R 42 BR	GM 42 BR	FM 42 BR
						500	R 42 PR	GM 42 PR	FM 42 PR
						500	R 42 FR	GM 42 FR	FM 42 FR
5"	2"	5/8"	62	165	100	200	R 52 BPR	GM 52 BPR	FM 52 BPR
						350	R 52 UPR	GM 52 UPR	FM 52 UPR
						500	R 52 NTR	GM 52 NTR	FM 52 NTR
						250	R 52 BR	GM 52 BR	FM 52 BR
						600	R 52 PR	GM 52 PR	FM 52 PR
						600	R 52 FR	GM 52 FR	FM 52 FR
						500	R 52 CR	GM 52 CR	FM 52 CR
6"	2"	5/8"	62	196	121	250	R 62 BPR	GM 62 BPR	FM 62 BPR
						400	R 62 UPR	GM 62 UPR	FM 62 UPR
						600	R 62 NTR	GM 62 NTR	FM 62 NTR
						300	R 62 BR	GM 62 BR	FM 62 BR
						700	R 62 PR	GM 62 PR	FM 62 PR
						700	R 62 FR	GM 62 FR	FM 62 FR
						600	R 62 CR	GM 62 CR	FM 62 CR
						100	R 6200 R	GM 6200 R	FM 6200 R
7"	2"	5/8"	62	222	140	325	R 72 BR	GM 72 BR	FM 72 BR
						700	R 72 PR	GM 72 PR	FM 72 PR
						700	R 72 FR	GM 72 FR	FM 72 FR
8"	2"	7/8"	62	235	153	350	R 82 BR	GM 82 BR	FM 82 BR
						700	R 82 PR	GM 82 PR	FM 82 PR
			700			R 82 FR	GM 82 FR	FM 82 FR	
			700			R 82 CR	GM 82 CR	FM 82 CR	
			55			R 8200 R	GM 8200 R	FM 8200 R	
9"	2"	7/8"	62	280	180	400	R 92 BR	GM 92 BR	FM 92 BR
						700	R 92 PR	GM 92 PR	FM 92 PR
			700			R 92 FR	GM 92 FR	FM 92 FR	
			55			R 9200 R	GM 9200 R	FM 9200 R	
10"	2"	7/8"	62	292	193	450	R 102 BR	GM 102 BR	FM 102 BR
						700	R 102 PR	GM 102 PR	FM 102 PR
			700			R 102 FR	GM 102 FR	FM 102 FR	
			55			R 10200 R	GM 10200 R	FM 10200 R	
			175			R 10200 R	GM 10200 R	FM 10200 R	
215	60	7/8"	55	251	165	70	RIT 2504 R	GM 2504 R	FM 2504 R
270	80			312	208	100	RIT 3504 R	GM 3504 R	FM 3504 R

							Ref. Roda	Ref. Rodízio com Placa		
										
4"	2"	17	62	138	87	150	R 42 BPE	GM 42 BPE	FM 42 BPE	
						250	R 42 UPE	GM 42 UPE	FM 42 UPE	
						400	R 42 NTE	GM 42 NTE	FM 42 NTE	
						200	R 42 BE	GM 42 BE	FM 42 BE	
						500	R 42 PE	GM 42 PE	FM 42 PE	
						500	R 42 FE	GM 42 FE	FM 42 FE	
5"	2"	17	62	165	100	200	R 52 BPE	GM 52 BPE	FM 52 BPE	
						350	R 52 UPE	GM 52 UPE	FM 52 UPE	
						500	R 52 NTE	GM 52 NTE	FM 52 NTE	
						250	R 52 BE	GM 52 BE	FM 52 BE	
						600	R 52 PE	GM 52 PE	FM 52 PE	
						600	R 52 FE	GM 52 FE	FM 52 FE	
						500	R 52 CE	GM 52 CE	FM 52 CE	
6"	2"	17	62	196	121	250	R 62 BPE	GM 62 BPE	FM 62 BPE	
						400	R 62 UPE	GM 62 UPE	FM 62 UPE	
						600	R 62 NTE	GM 62 NTE	FM 62 NTE	
						300	R 62 BE	GM 62 BE	FM 62 BE	
						700	R 62 PE	GM 62 PE	FM 62 PE	
						700	R 62 FE	GM 62 FE	FM 62 FE	
						600	R 62 CE	GM 62 CE	FM 62 CE	
7"	2"	17	62	222	140	325	R 72 BE	GM 72 BE	FM 72 BE	
						700	R 72 PE	GM 72 PE	FM 72 PE	
						700	R 72 FE	GM 72 FE	FM 72 FE	
8"	2"	20	62	235	153	300	R 82 BPE	GM 82 BPE	FM 82 BPE	
						550	R 82 UPE	GM 82 UPE	FM 82 UPE	
						700	R 82 NTE	GM 82 NTE	FM 82 NTE	
						350	R 82 BE	GM 82 BE	FM 82 BE	
		17	55	235	153	153	700	R 82 PE	GM 82 PE	FM 82 PE
							700	R 82 FE	GM 82 FE	FM 82 FE
							700	R 82 CE	GM 82 CE	FM 82 CE
							140	R 8200 E	GM 8200 E	FM 8200 E
9"	2"	20	62	280	180	400	R 92 BE	GM 92 BE	FM 92 BE	
						700	R 92 PE	GM 92 PE	FM 92 PE	
		17	55	280	180	180	700	R 92 FE	GM 92 FE	FM 92 FE
							150	R 9200 E	GM 9200 E	FM 9200 E
10"	2"	20	62	292	193	400	R 102 BPE	GM 102 BPE	FM 102 BPE	
						700	R 102 UPE	GM 102 UPE	FM 102 UPE	
						700	R 102 NTE	GM 102 NTE	FM 102 NTE	
		17	55	292	193	193	450	R 102 BE	GM 102 BE	FM 102 BE
							700	R 102 PE	GM 102 PE	FM 102 PE
							700	R 102 FE	GM 102 FE	FM 102 FE
							175	R 10200 E	GM 10200 E	FM 10200 E
215	60	17	55	251	165	70	RIT 2504 E	GM 2504 E	FM 2504 E	
270	80					312	208	100	RIT 3504 E	GM 3504 E

